



Inspectional Services 2018 Annual Report



The Memphis Police Department Inspectional Services Bureau

2018 Annual Report



Michael Rallings
Memphis Police Director

Lt. Colonel Jasper Clay
Bureau Commander



TABLE OF CONTENTS

Comparative Three Year Analysis	Page 4
ISB & Excessive Force Complaints	Page 5
Citizen Complaints	Page 6
Highest Number of Violations (Top 5)	Page 7
Internal & External Dispositions	Page 8
Police Involved 2018 Firearm Discharge Data	Page 9
Less than Lethal Response to Resistance 2018 Analysis	Page 14
Response to Resistance by Workstation	Page 25
Response to Resistance Demographic Data	Page 29
Glossary	Page 31

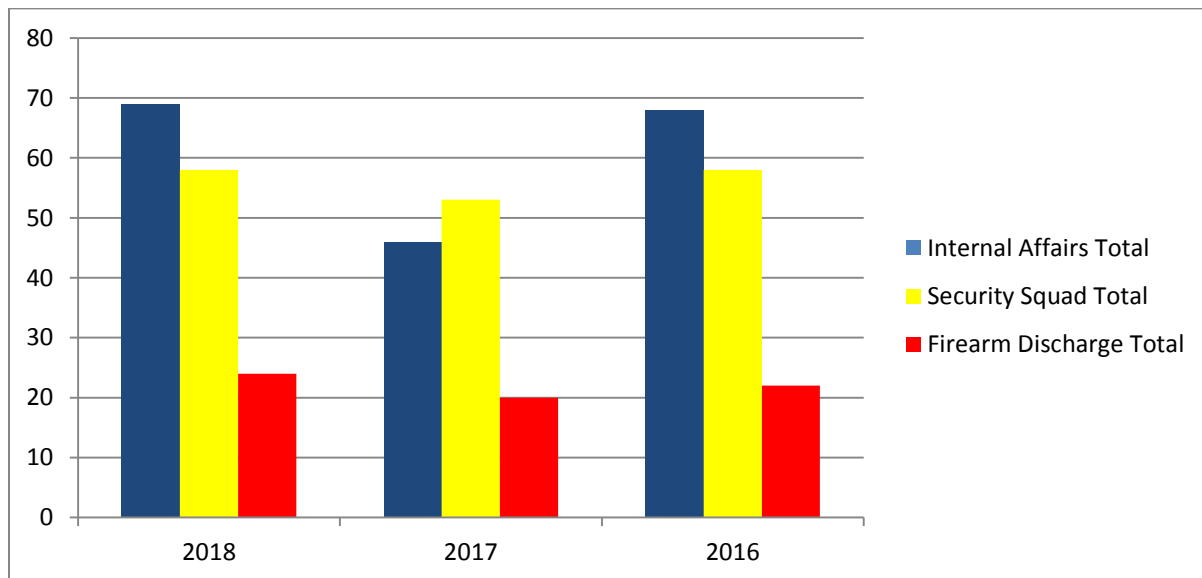


Comparative Analysis Three Year 2018

The following is intended to provide a three year comparison of investigations in 2018. ISB Investigations were primarily up in the year of 2018, compared to previous years.

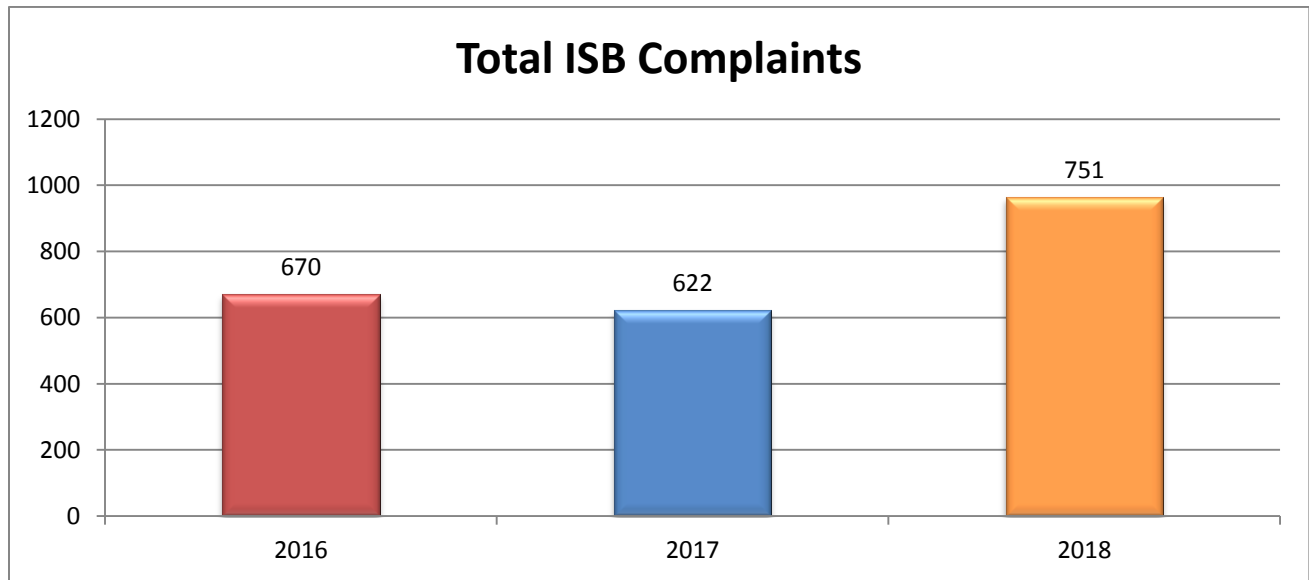
Incident Count YEAR 2018	YTD 18	YTD 17	1YTD%Chg	YTD 16	2YTD%Chg
Internal Affairs Total	67	46	45.7%	68	-1.5%
Security Squad Total	59	53	11.3%	58	1.7%
Firearm Discharge Total	24	20	20.0%	22	9.1%
ISB Total Case Count	150	119	26.1%	148	1.4%
ISB Total Allegation Count	633	599	5.7%	743	-14.8%
ISB Total WalkIn Count	150	46	226.1%	79	89.9%
ISB Total Telephone Count	424	123	244.7%	111	282.0%
ISB Total Misc Count	27	334	-91.9%	332	-91.9%
MPD Workstation Count	242	264	-8.3%	290	-16.6%

*The allegation count above includes allegations from non-ISB workstation complaints. The decrease in the Misc count and the increase in Walk-in and Telephone count is due to a change in the way the incidents are counted compared to previous two years. Data as of January 8, 2019.

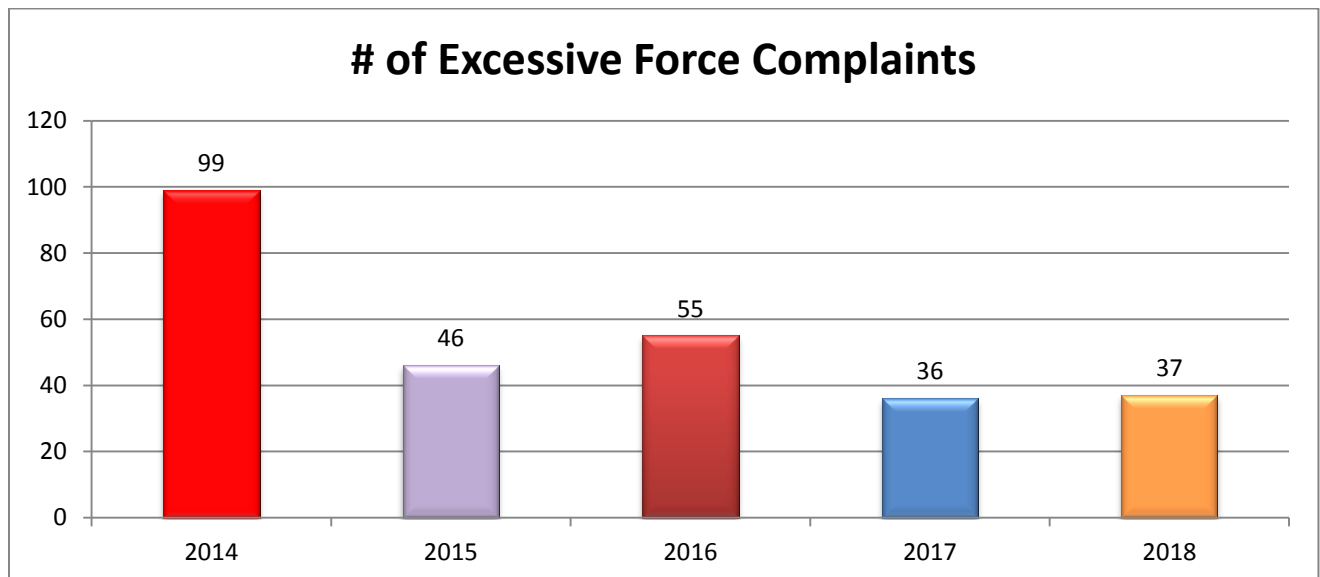




The following is intended to provide the total number of internal and external complaints over the last three years. The total number of complaints was up in 2018. However, the total number of excessive force complaints remained relatively flat with a total of 37.

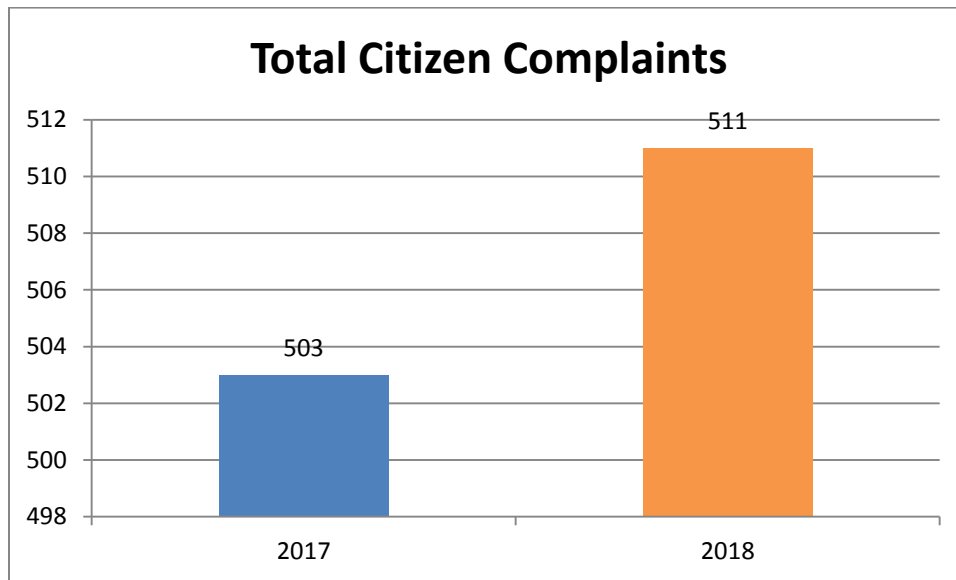


Data as of January 8, 2019

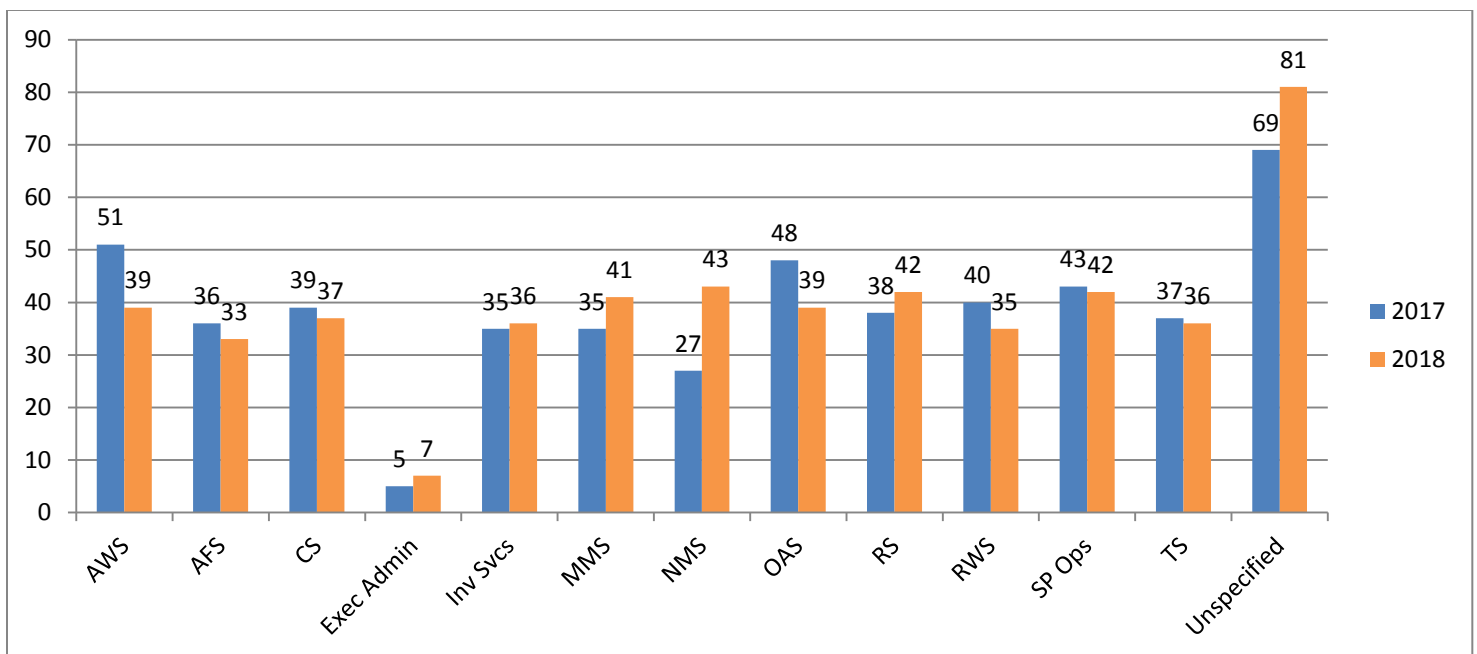




The following is intended to provide the total number of external complaints. The total number of citizen complaints was up in 2018.



Citizen Complaints by Workstation



* Data as of January 4, 2019. Numbers derived from month to month comparison report. Late report submissions are not included in the totals above.

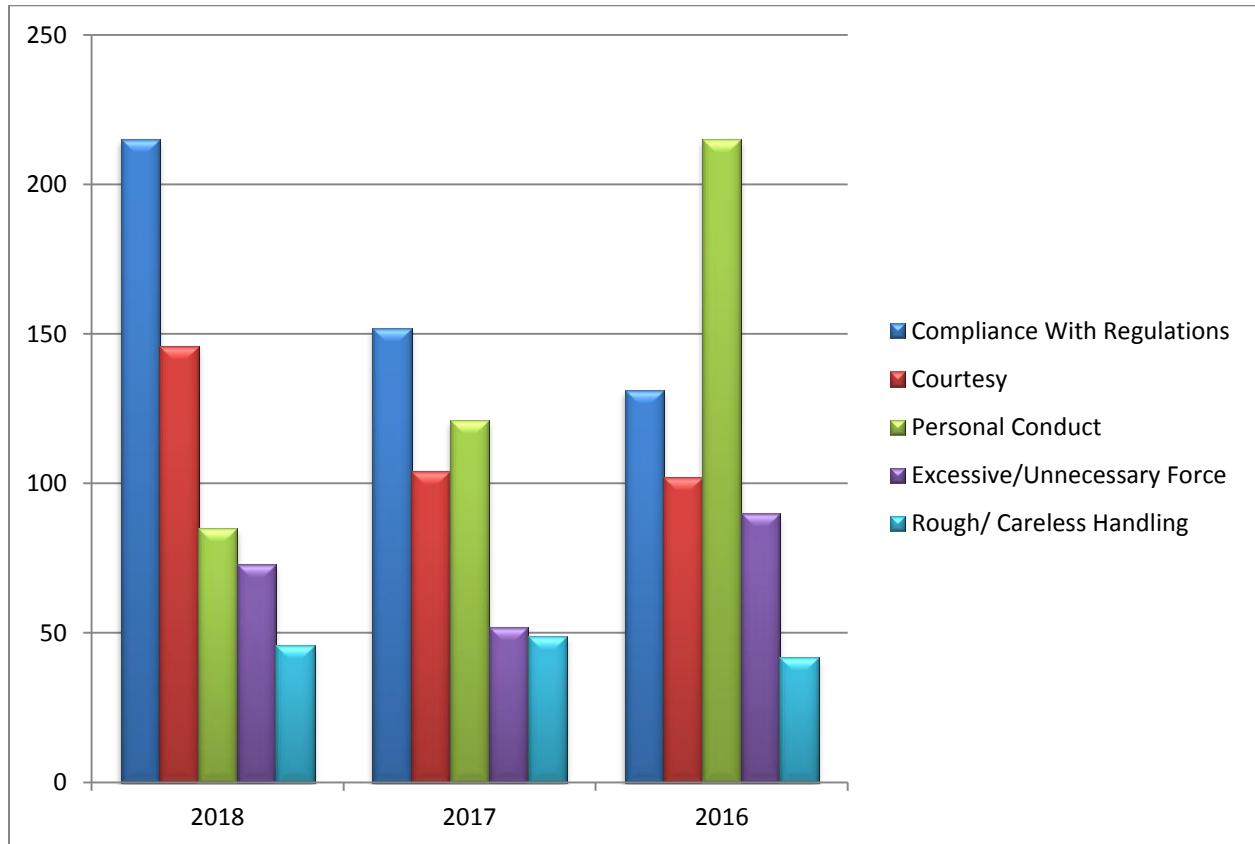


The following shows the top five allegations made against employees.

Top 5 Allegations - Ranking Order 2018

Allegations	2018	2017	1Yr%Chg	2016	2Yr%Chg
Compliance With Regulations	215	152	41.4%	131	64.1%
Personal Conduct	146	104	40.4%	102	43.1%
Courtesy	85	121	-29.8%	215	-60.5%
Excessive /Unnecessary Force	73	52	40.4%	90	-18.9%
Rough/Careless Handling	46	49	-6.1%	42	9.5%

* Data as of January 4, 2019. Represents total # accusations against employees. Top 5 Order does not include vehicle accidents.





The following is intended to provide the dispositions for internal and external complaints for the year of 2018.

2018 Internal & External Dispositions

Type	Count
Internal	370
Administratively Closed	6
Dropped	1
Exonerated	1
Held in Abeyance	18
Justified	12
No Policy Violation	37
Not Justified	1
Not Sustained	18
Pending	44
Referred to ISB Office	13
Sustained	214
Unfounded	5
External	624
Dropped	1
Exonerated	4
Held in Abeyance	1
No Policy Violation	435
Not Sustained	43
Pending	12
Referred to ISB Office	65
Sustained	36
Unfounded	27
Grand Total	994

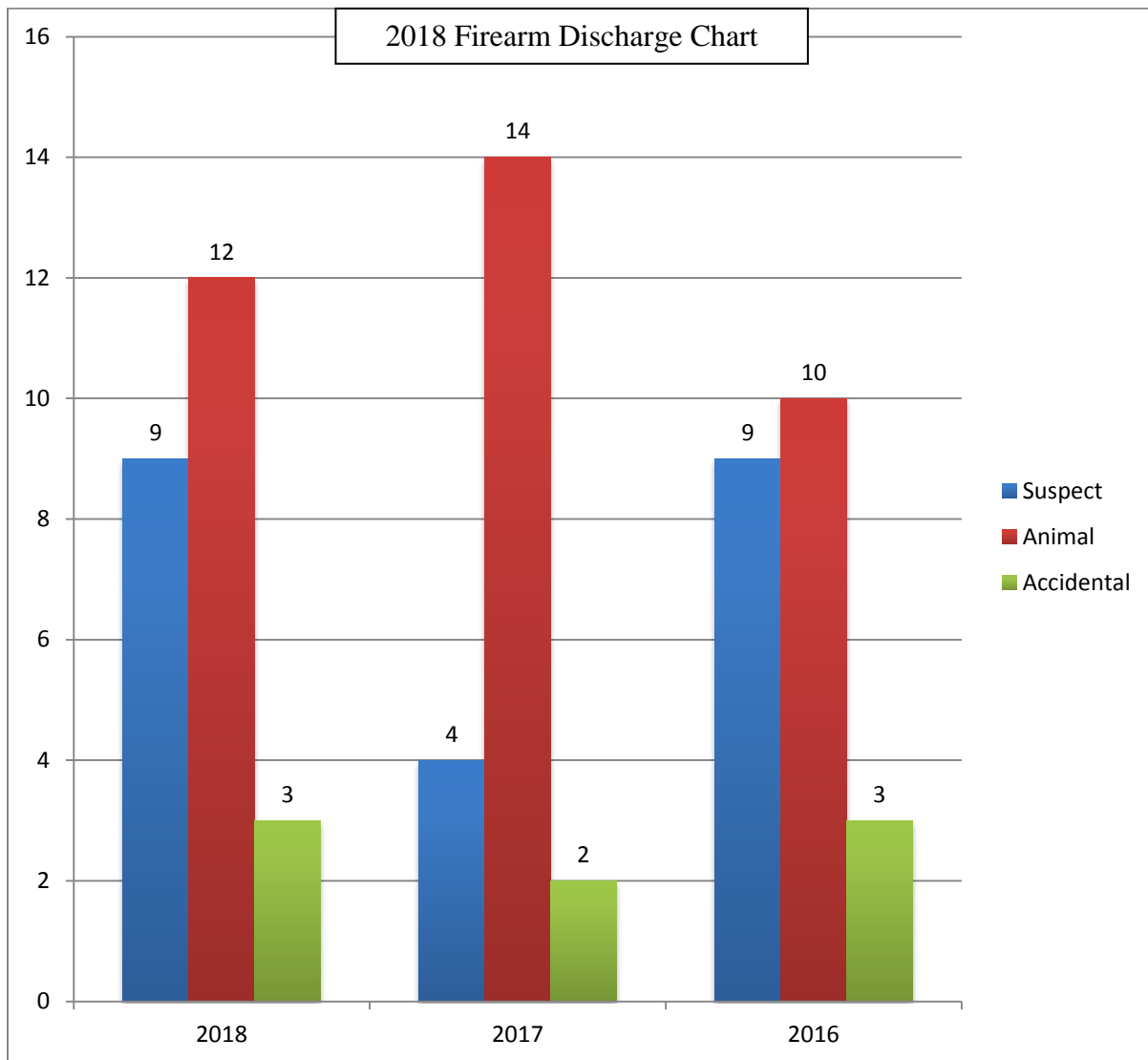
*Data as of January 18, 2019. Numbers above are derived from completed and submitted reports as of this date.

The following is intended to provide a three year comparison of ISB Firearm Discharge investigations in 2018. ISB Firearm Discharge Investigations were primarily up in the year of 2018, compared to previous years.



INSPECTIONAL SERVICES BUREAU YEARLY REPORT 2018 FIREARMS DISCHARGE Classifications and Totals

	YTD 18	YTD 17	1YTD%Chg	YTD 16	2YTD%Chg
SUSPECT	9	4	125.0%	9	0.0%
ANIMAL	12	14	-14.3%	10	20.0%
ACCIDENTAL/OTHER	3	2	50.0%	3	0.0%
TOTAL OFFICERS INV	27	17	58.8%	25	8.0%
TOTAL INCIDENTS	24	20	20.0%	22	9.1%
OFFICERS INJURED	1	1	0.0%	2	-50.0%
OFFICERS KILLED	1	0	0.0%	0	0.0%
SUSPECTS INJURED	4	1	300.0%	5	-20.0%
SUSPECTS KILLED	3	0	0.0%	3	0.0%
ANIMALS INJURED	5	7	-28.6%	2	150.0%
ANIMALS KILLED	2	2	0.0%	1	100.0%
ROUNDS FIRED					
38 CALIBER (Duty Weapon)	0	0	0.0%	0	0.0%
9MM CALIBER (Duty Weapon)	0	1	-100.0%	0	0.0%
40 CALIBER (Duty Weapon)	80	34	135.3%	64	25.0%
12 GAUGE (Rem. 870)	1	2	-50.0%	3	-66.7%
223 CALIBER (Bushmaster)	0	0	0.0%	9	-100.0%
OTHER	1	1	0.0%	1	0.0%
TOTAL ROUNDS	82	38	115.8%	77	6.5%





Overview of 2018 Firearm Discharges

The following is intended to provide an overview of Firearm Discharge incidents in 2018. This is not intended to provide a detailed analysis, nor is it intended to convey a qualitative determination as to the lethal response to resistance.

1. **FD2018-006 (Wounded)** On Saturday, April 14, 2018, Raines Station officers responded to an armed robbery of a business at 4675 S. Third. An officer observed the suspect's vehicle traveling east on Shelby Drive, while he was traveling west bound. The officer conducted a traffic stop in the 4500 block of Millbranch. The suspect exited his black Chrysler 300 and a physical struggle ensued. Thereafter, the suspect pointed a weapon at the officer. The officer was able to push the suspect's weapon away in a close combat situation and fired three rounds from his duty issued Sig P229 striking the suspect twice, once in each leg. MFD unit #9 made the scene and transported the suspect to Regional One Hospital. The officer was not injured and there was no property damage. BWC was activated and used during the incident; however the camera was knocked off Officer Collins, during the struggle. **Case FD2018-006 is active.**
2. **FD2018-007 (Fatal)** On Saturday, April 21, 2018, officers at Tillman Station were working several shootings / robberies in the Berclair area. Officers spotted a male that matched the broadcasted suspect's description walking towards Summer Ave. from Berclair. A lieutenant advised over the radio that he was pulling up behind the male. The male noticed the police behind him and took off running. The lieutenant attempted to run after the male and the male fell to the ground. The lieutenant gave verbal commands to the male to stay down and show his hands. As the male lay on the ground in a fetal position refusing to show his hands, he made threats to the lieutenant. The male then suddenly moved (as if pulling a weapon). The lieutenant then fired his duty issued handgun striking the male. MFD Unit #5 made the scene and transported the suspect to ROH, where he was pronounced DOA. The entire incident was recorded by body worn cameras. **TBI handled the investigation. Case FD2018-007 is JUSTIFIED.**

3. **FD2018-009 (Wounded)** On Tuesday, May 8, 2018, a Tillman Station officer was driving in the 1400 block of Depass, when a four door Hyundai passed him. The vehicle did not have a rear bumper and was occupied by three males. The officer attempted to conduct a traffic stop on the vehicle. The driver of the Hyundai pulled into a driveway and a rear male passenger immediately exited the vehicle, with a weapon in his hand and ran from the scene. The officer gave chase and verbal commands to the suspect. The suspect stumbled on the loose gravel and fell to the ground. The officer caught up to the suspect and a struggle ensued. The officer continued to order the suspect to drop the weapon, during the struggle. The suspect broke away from the officer and began to run towards the backyard, still armed with the handgun. As the officer started to go after the suspect, the suspect turned towards the officer and the officer fired his duty weapon at the suspect. The suspect then continued to run from the officer. It was unknown if the suspect was hit or not. Additional officers found and followed a blood trail that lead to a residence on Saleem. Officers entered the residence and located the suspect. The suspect was taken into custody and transported to ROH in non-critical condition by MFD Unit #5. The suspect's weapon was recovered. The other occupants of the vehicle were also taken into custody for another weapon and drugs found in the vehicle. **Case FD2018-009 is JUSTIFIED.**

4. **FD2018-011 (Fatal)** On Wednesday, July 25, 2018, Raines Station officers conducted a traffic stop at Mitchell and S. Third. The driver produced a handgun and officers began to back away from the vehicle. Officers heard a shot and they fired their duty issued weapons striking the driver. The driver was transported to ROH by MFD where he was pronounced DOA. The incident was captured on BWC. **TBI was notified and handled the investigation. Case FD2018-011 is JUSTIFIED.**

5. **FD2018-013 (Missed)** On Wednesday, August 22, 2018, at approximately 1430 hours, Raines Station officers were dispatched to an Auto Theft call at 4096 Elvis Presley. While on the scene, they were advised of a domestic violence incident that was occurring on the same parking lot. Officers engaged the suspect and the suspect refused to comply with commands and attempted to flee. While running from officers, the suspect brandished a weapon causing one officer to fire two shots from his duty issued Sig P229. The rounds missed the suspect and he was taken into custody without further incident. The suspect was seen throwing something into a trash can at 4097 Elvis Presley. Officers recovered a black and gray handgun from the trash can. The weapon appeared to be a Memphis Police Department weapon with altered serial numbers. There were no injuries to the suspect or officers. **Case FD2018-013 is JUSTIFIED.**

6. **FD2018-014 (Missed)** On Thursday, August 23, 2018, at approximately 0310 hours, Organized Crime Unit officers were conducting an undercover operation in the area of 2588 Young Street when a male exited that residence and fired multiple shots at the officers. Neither of the officers was injured by the suspect's rounds, but their OCU vehicle was struck by a round. One of the officers returned fire at the suspect, using his

duty issued Sig P229. The suspect retreated and the officers left the scene to assess whether or not there were any injuries to them or damage to their vehicles. The suspect was later taken into custody without any further incident. The suspect was not injured. A weapon was later recovered in the backyard area of 2588 Young Street. **Case FD2018-014 is JUSTIFIED;** however administrative charges were issued related to “Notification Procedures When Weapons Are Fired” (**SUSTAINED**).

7. **FD2018-018 (Wounded)** On Monday, September 17, 2018, at approximately 1830 hours, Airways Station Task Force officers conducted a traffic stop on a red Malibu, driven by a suspect in the area of Pillow and Gill. The suspect fled the scene in the car and a pursuit ensued. The suspect ultimately bailed from the Malibu in front of 1268 Gill. An officer was involved in a brief foot pursuit, while the suspect ran towards the front door of residence. The officer fired several rounds from his duty issued Sig Sauer P229 striking the suspect multiple times. The suspect was transported by MFD #3 in critical condition. A handgun was recovered by responding officers inside the front door of 1268 Gill. No officers were injured. The case was picked up by TBI on September 18, 2018. **TBI handled the investigation. On February 15, 2019, the officer resigned from the Memphis Police Department. Case FD2018-018 is HELD IN ABEYANCE).**
8. **FD2018-021 (Missed)** On November 1, 2018, members of the Organized Crime Unit (OCU) and the Criminal Apprehension Team (CAT) established surveillance on a suspect and observed five drug transactions in the area of the Red Oaks apartments. OCU detectives requested additional assistance from the Criminal Apprehension Team to initiate a traffic stop on a 2012 grey Chevy Malibu occupied by the suspect at Mimosa and Carpenter. Two marked CAT police units drove west on Mimosa near Carpenter and pulled in front of the Malibu. The suspect then accelerated backwards, striking an unmarked vehicle and fled east on Mimosa. An officer discharged his duty weapon three times at the suspect’s vehicle. The suspect’s vehicle was later located at Walnut Grove and Tillman, involved in a two-car crash with several bullet defects on the driver side door. The suspect fled on foot in an unknown direction. The Chevy Malibu was towed to the City Impound lot and placed on hold for the Homicide Bureau. The encounter was captured on a Sky Cop surveillance camera. **Case FD2018-021 is NOT JUSTIFIED.**
9. **FD2018-023 (Fatal)** On Thursday, December 13, 2018, at approximately 2158 hours, Old Allen Station Officers responded to reports of an armed party, waving a handgun at passing motorists on James Rd near Austin Peay. An officer responded to the scene and immediately upon exiting his squad car encountered the suspect and gave verbal commands. The officer fired shots from his duty issued Sig Sauer P229 .40 caliber striking the suspect. The suspect was transported to ROH by MFD and pronounced dead. TBI was notified immediately and the scene was secured and held for their arrival. BWC / ICV were activated and recorded the incident. **TBI handled the investigation. Case FD2018-023 is active.**



INSPECTIONAL SERVICES BUREAU

YEARLY REPORT

2018

RESPONSE TO RESISTANCE ANALYSIS

The review of the Response to Resistance forms submitted in the time period, January 2018 through December 2018, has been completed. Particular attention was given to any patterns that might suggest problems with training, equipment, or policy of this Department. The first section of this review contains a narrative synopsis of the data, followed by the second section which contains the specific data in numerical form.

Note: Response to Resistance Analysis statistics reflect the data obtained from less than lethal Response to Resistance incidents only. As always with human data entry, there is a potential for human error such as, omissions or erroneous entries within some of the submitted response to resistance reports. All parties involved should exercise more diligence in accurately completing the response to resistance incidents to ensure that future data more accurately reflects the actions of those involved.

Authority

Memphis Police Department Policy and Procedure, Chapter 2, Section 8, Page 5, Section 3, states:

All reported *Response to Resistance Incidents* will be reviewed by the Inspectional Services Bureau. The Inspectional Services Bureau will be responsible for the maintenance of the original *Response to Resistance* BlueTeam incidents, as well as the data generated by the incidents. This review will examine the following elements of the incident: (1.3.7)

- Was department policy and procedure adhered to?
- Is the applicable policy clearly understandable and effective in covering the incident?
- Is current departmental response to resistance training adequate?
- Is department equipment adequate?
- Are there tactical issues that should be addressed in training?

An annual analysis of response to resistance incidents will be submitted from the Commander of ISB to the Director of Police Services. This report will summarize the data extracted from reported response to resistance incidents and include written recommendations regarding any policy or training issues that need to be addressed by the department. All training issues should also be forwarded to the Commander of the Training Academy for review. (1.3.13)

Synopsis:

As of January 13, 2019, the data reflects that of the 972 reported incidents, involving 978 officers, the use of physical force exceeded all other types of response to resistance during the noted time period. Data submitted also reflects that physical force was utilized predominately to arrest suspects.

Data submitted revealed that the leading charge against suspects, where some level of force was initiated, was resisting/ evading arrest. Of all reported incidents (972), 65% or 629 were linked to suspects resisting/ evading arrest.

Data submitted also revealed that of reported correlating uniform patrol workstation arrests, uniform patrol workstations reported responding to resistance an average of 1.18% of the time. The highest percentage was at Mt. Moriah Station with 2.24% and the lowest percentage was at Raines Station with 1.11%. **Of all arrests (62,654) reported by all departmental units, the Memphis Police Department uniform patrol officers responds to resistance 1.52% of the time.**

Summary:

Officers respond to resistance predominately to effect arrests. The primary type of response to resistance in reported incidents was the actual use of physical force. In 61% of reported response to resistance incidents, suspects were charged with resisting/evading. This reflects a 5% decrease compared to 2017. Suspects are arrested in 95% of response to resistance incidents. Most of the arrests were for misdemeanor crimes.

There are no elements of departmental equipment issues that need to be addressed based on this data. Present equipment appears to be adequate. However, in order to have accurate reporting, all members of the department must do a better job of ensuring reports are submitted in a timely fashion.

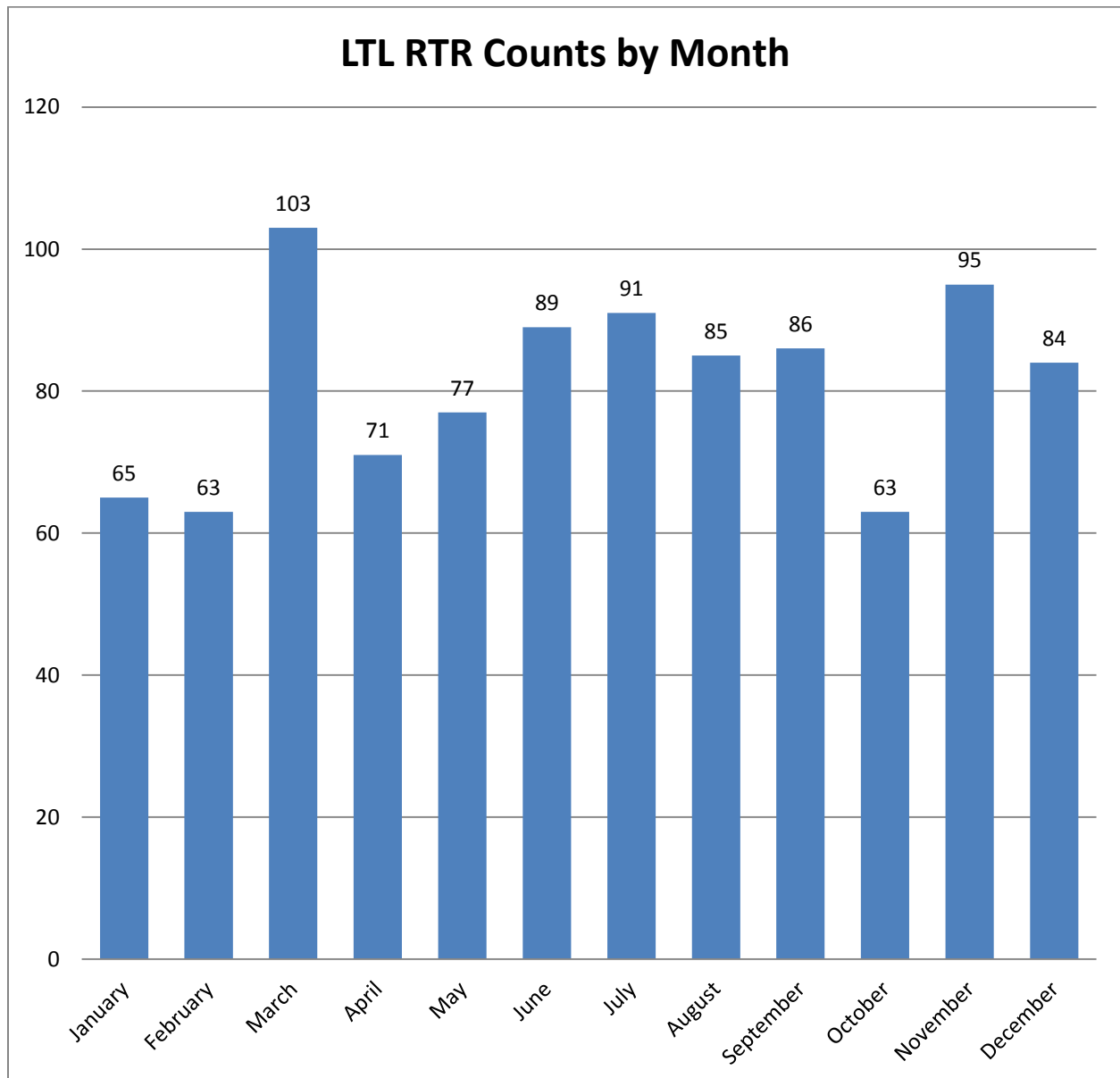
Recommendations:

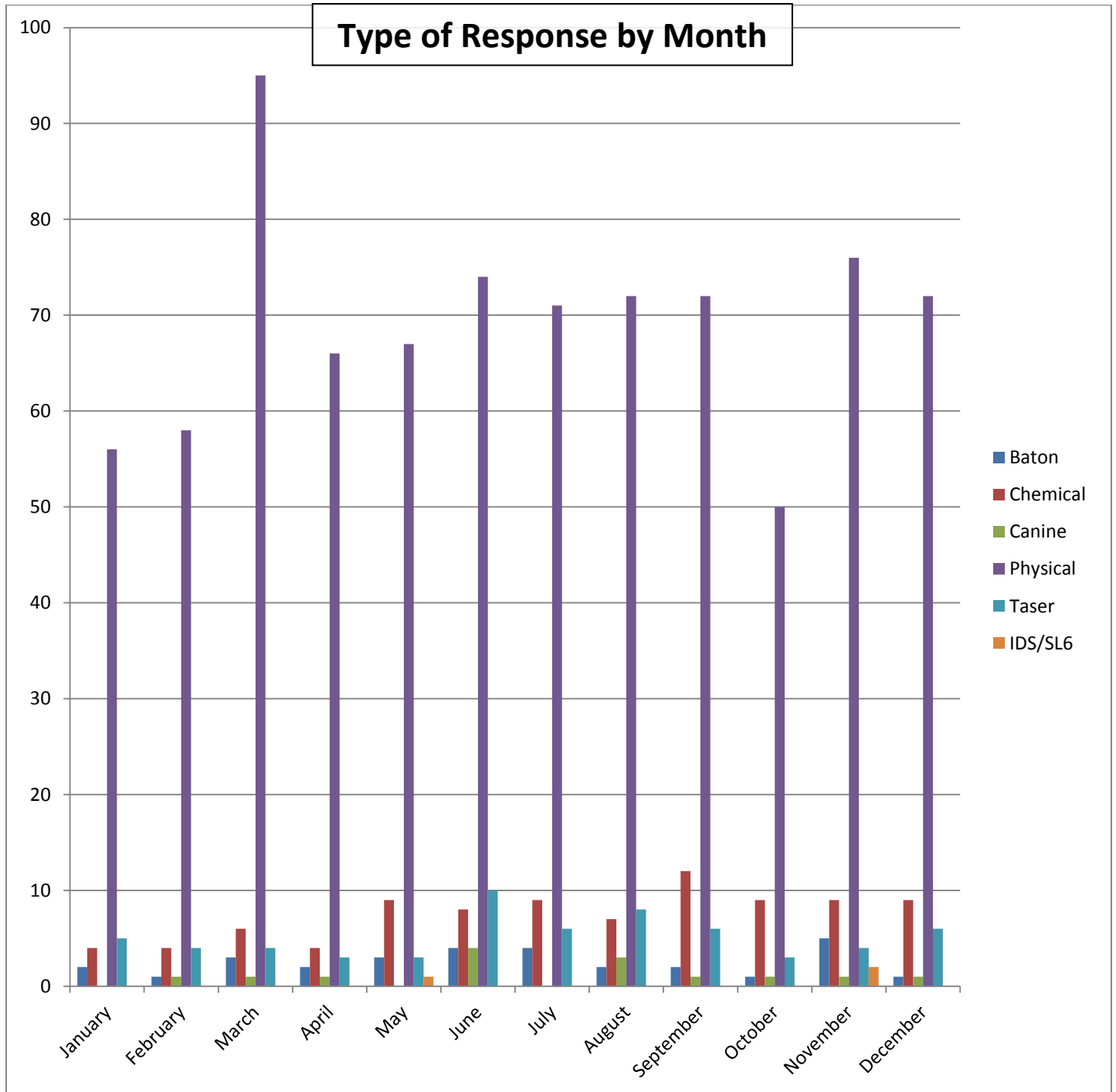
There are no recommendations as to policy changes. However, management must ensure that subordinates are submitting reports in a timely manner. Timely report submissions are required for accurate reporting. Additional data entry training is recommended for field units to improve reporting accuracy and efficiency.

Profile of Response to Resistance Incidents received Between Jan 1, 2018 and Dec 31, 2018

Total number of response to resistance incidents: 972

Total number of officers involved: 978





Type of force tally:

Type of force	Effective		Not effective		Total #
	#	%	#	%	
Physical Force	790	95%	39	5%	829
Taser (CEW)	43	69%	19	31%	62
Chemical Agent	79	88%	11	12%	90
Impact Delivery System	3	100%	0	0%	3
Baton/Expandable Baton	22	73%	8	27%	30

Citizen resistance tally:

Reason	Count	Percent of total
Punched	56	2%
Other (Explain in Summ.)	79	3%
Kicked	104	4%
Biting	41	2%
Scratching	16	1%
Knife	7	0%
Fighting	242	10%
Verbal Resistance	277	12%
Intimidation	46	2%
Non-Compliance	580	25%
Spitting	44	2%
Choking	4	0%
Used Knife	11	0%
Used Firearm	4	0%
Used Other Object	15	1%
Resisted Arrest	629	27%
Fled	157	7%
Total	2312	

Citizen condition tally:

<u>Condition or injury</u>	<u>Count</u>	<u>Percent of total</u>
*Death	1	0%
*Declined Medical Aid	21	2%
*EMS Responded	35	3%
*First Aid Rendered	10	1%
*Minor (No Treatment Req.)	83	8%
*Minor (Treatment Req)	120	11%
*Transported to Hospital	146	14%
Abrasion	79	7%
Bruise	37	3%
Complaint of Injury	34	3%
Cut/Laceration	50	5%
No injuries noted or visible	401	38%
Observable Injury	5	0%
Pre-Existing Injury	8	1%
Puncture Wound	16	1%
Self-Inflicted Injury	21	2%
Total	1067	

Citizen arrested in conjunction with use-of-force (# incidents):

<u>Arrested</u>	<u>Count</u>	<u>Percent of total</u>
No	46	5%
Yes	926	95%
Total	972	

Tally of charges against involved citizens:

<u>Charge</u>	<u>Count</u>	<u>Percent of total</u>
Misdemeanor	319	16%
Drugs	109	5%
Robbery	23	1%
Resisting/Evading Arrest	596	30%
Traffic	89	4%
Weapons	66	3%
Assault	236	12%
Homicide	7	0%
Domestic Violence	143	7%
Felony	207	10%
Theft	53	3%
Emergency Commitment	167	8%
Total	2015	

Citizen was injured in conjunction with use-of-force (# incidents):

<u>Injured</u>	<u>Count</u>	<u>Percent of total</u>
No	537	55%
Yes	435	45%
Total	972	

Citizen taken to hospital in conjunction with use-of-force (# incidents):

<u>Hospitalized</u>	<u>Count</u>	<u>Percent of total</u>
No	343	35%
Yes	629	65%
Total	972	

Officer injuries tally:

<u>Condition</u>	<u>Count</u>	<u>Percent of total</u>
*EMS Responded	2	0%
Cut/Laceration	12	1%
Observable Injury	2	0%
*Transported to Hospital	6	1%
Bruise	11	1%
Infectious Disease Exposure	5	1%
Pre-Existing Injury	1	0%
*Declined Medical Aid	3	0%
*Minor (No Treatment Req)	42	5%
*Minor (Treatment Req)	20	2%
No injuries noted or visible	794	85%
Self-Inflicted Injury	1	0%
Abrasion	20	2%
Complaint of Injury	11	1%
Puncture Wound	1	0%
Total	931	

Officer injured in conjunction with use-of-force (# incidents):

<u>Injured</u>	<u>Count</u>	<u>Percent of total</u>
No	810	83%
Yes	162	17%
Total	972	

Officer taken to hospital in conjunction with use-of-force (# incidents):

<u>Hospitalized</u>	<u>Count</u>	<u>Percent of total</u>
No	914	94%
Yes	58	6%
Total	972	

Reason for use-of-force:

Reason	Count	Percent of total
[No Entry]	5	1%
Effect Arrest	785	81%
Other (Explain in Summary)	28	3%
Protect Others	31	3%
Protect Self	78	8%
Protect Suspect	45	5%
Total	972	

Type of service being rendered at time of use-of-force:

Service type	Count	Percent of total
[No Entry]	5	1%
Arresting	581	60%
Call for Service	139	14%
Criminal Investigation	18	2%
Crowd Control	5	1%
Executing Search Warrant	3	0%
Flagged Down	13	1%
Handcuffing	85	9%
Interview	2	0%
Officer Initiated	53	5%
PC Stop	5	1%
Processing Suspect	14	1%
Terry Stop & Frisk	2	0%
Traffic Stop	37	4%
Transporting	10	1%
Total	972	

Average age of involved Citizens:33

Report date range criteria: Incidents received Between Jan 1, 2018 and Dec 31, 2018

* All Response to Resistance information shown above is accurate as of January 13, 2019.

The following is intended to the percentage of the response to resistance incidents based on arrests made by the Memphis Police Department workgroups.

% of Response to Resistance incidents by Uniform Patrol Arrests:

• Airways Station	(1.37%)
• Appling Farm Station	(1.40%)
• Crump Station	(1.98%)
• Mt. Moriah Station	(2.24%)
• North Main Station	(1.25%)
• Old Allen Station	(1.60%)
• Raines Station	(1.11%)
• Ridgeway Station	(1.37%)
• Tillman Station	(1.36%)

% of Response to Resistance incidents by Total Arrests made:

• Airways Station	(0.166%)
• Appling Farm Station	(0.104%)
• Crump Station	(0.274%)
• Mt. Moriah Station	(0.203%)
• North Main Station	(0.124%)
• Old Allen Station	(0.204%)
• Raines Station	(0.144%)
• Ridgeway Station	(0.091%)
• Tillman Station	(0.163%)
• Special Operations	(0.057%)
• Investigative Services	(0.011%)
• Unspecified	(0.010%)

Overall, response to resistance by Memphis police officers is a rare occurrence. MPD Uniform Patrol Responds to Resistance in 1.52% of Total Arrests made.

Response to Resistance Incidents by Workstation

Between Jan 1, 2018 and Dec 31, 2018

<u>Workstation</u>	<u>Count</u>	<u>Percent of total</u>
[No Entry]	6	1%
Airways Station - "A"	16	2%
Airways Station - "B"	9	1%
Airways Station - "C"	44	5%
Airways Station - "D"	35	4%
Appling Farms Station - 'A'	20	2%
Appling Farms Station - 'B'	8	1%
Appling Farms Station - 'C'	11	1%
Appling Farms Station - 'D'	26	3%
Crime Prevention	1	0%
Criminal Apprehension Team	10	1%
Crump - GIB	1	0%
Crump Station - "A"	53	5%
Crump Station - "B"	34	3%
Crump Station - "C"	28	3%
Crump Station - "D"	56	6%
Entertain. District Unit (EDU)	29	3%
Homicide Squad	1	0%
Metro Gang Unit (MGU)	1	0%
MPD D.U.I 11-7	1	0%
Mt. Moriah Station - "A"	46	5%
Mt. Moriah Station - "B"	16	2%
Mt. Moriah Station - "C"	31	3%
Mt. Moriah Station - "D"	34	3%
Multi Agency Gang Unit (MGU)	8	1%
North Main Station - "A"	4	0%
North Main Station - "B"	13	1%
North Main Station - "C"	13	1%
North Main Station - "D"	19	2%
Old Allen Station - "A"	43	4%

2018 ISB ANNUAL REPORT

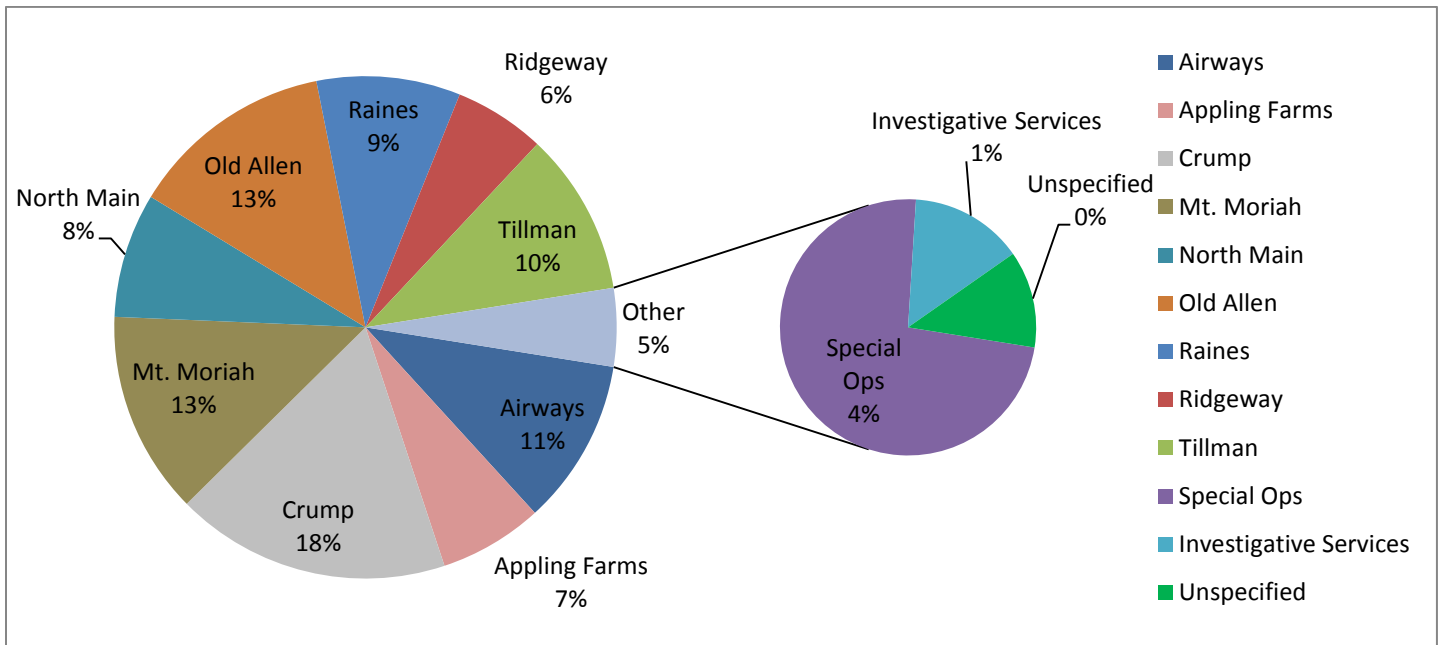
Old Allen Station - "B"	37	4%
Old Allen Station - "C"	29	3%
Old Allen Station - "D"	19	2%
Raines Station - "A"	4	0%
Raines Station - "B"	28	3%
Raines Station - "C"	33	3%
Raines Station - "D"	25	3%
Ridgeway Station - "A"	16	2%
Ridgeway Station - "B"	12	1%
Ridgeway Station - "C"	12	1%
Ridgeway Station - "D"	17	2%
Sex Crimes/Juv Abuse	1	0%
Tillman Station - "A"	35	4%
Tillman Station - "B"	12	1%
Tillman Station - "C"	28	3%
Tillman Station - "D"	27	3%
Vice & Narcotics Unit	15	2%
Violent Crime Unit (VCU)	5	1%
Total	972	

Date range criteria: Uses of force incidents dated Between Jan 1, 2018 and Dec 31, 2018

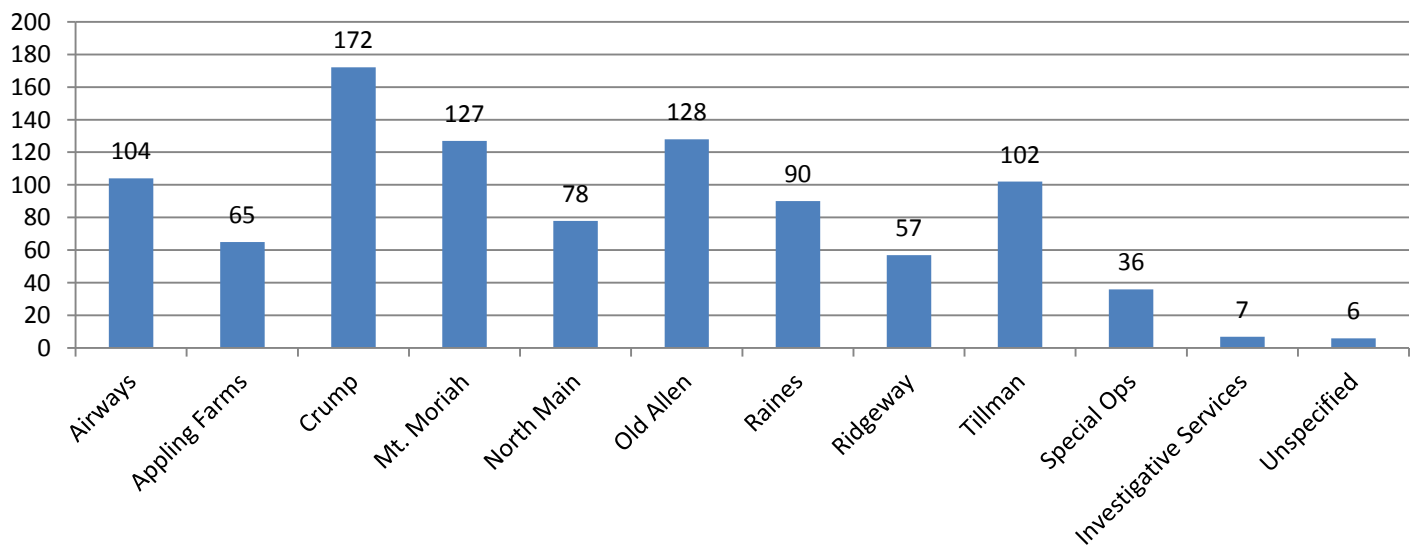
Count criteria: Use of force incidents - Incident level reporting

* All Response to Resistance information shown above is accurate as of January 14, 2019.

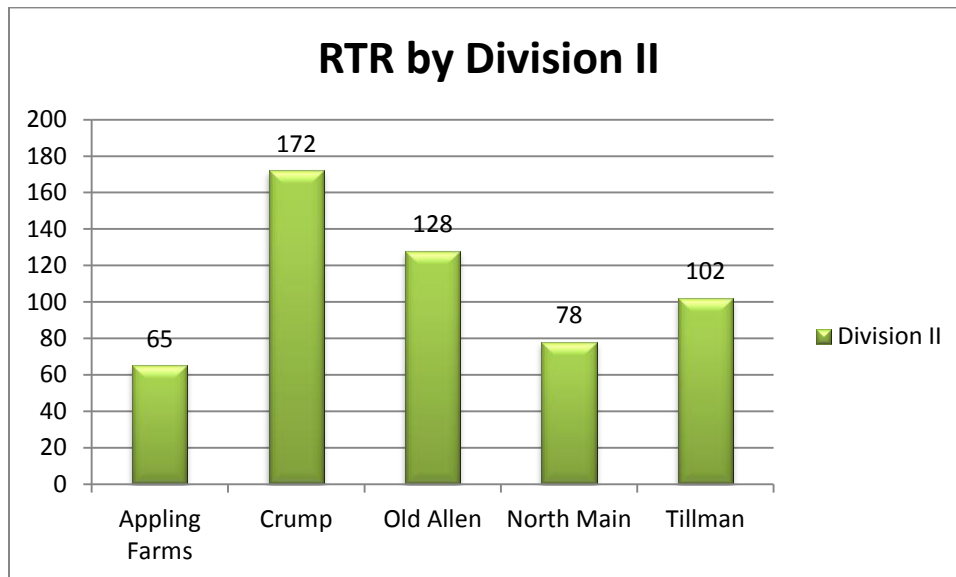
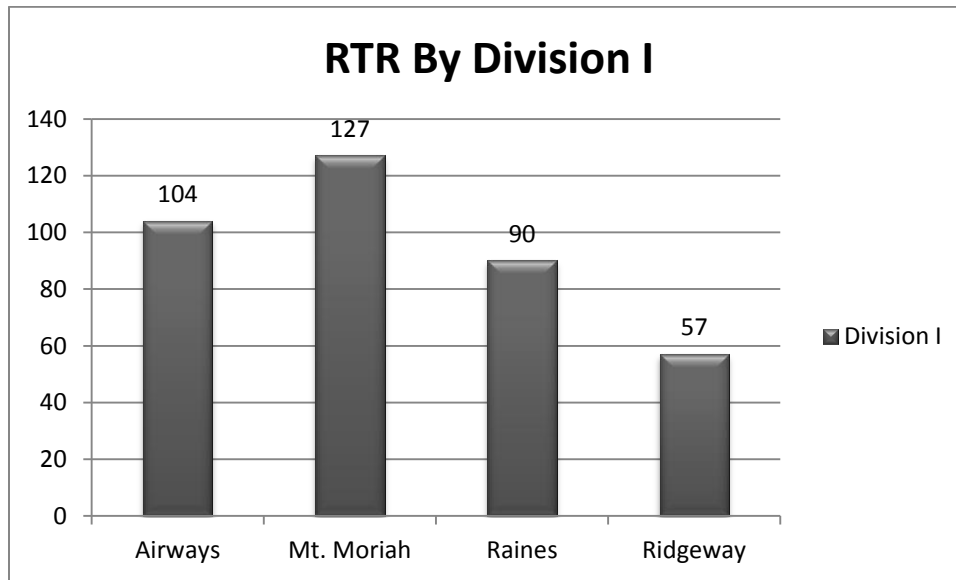
The majority (95%) of the response to resistance were reported within the Uniform Patrol Division. 39% was reported by Uniform Patrol Division I and 56% was reported by Uniform Patrol Division II.



RTR By Workstation



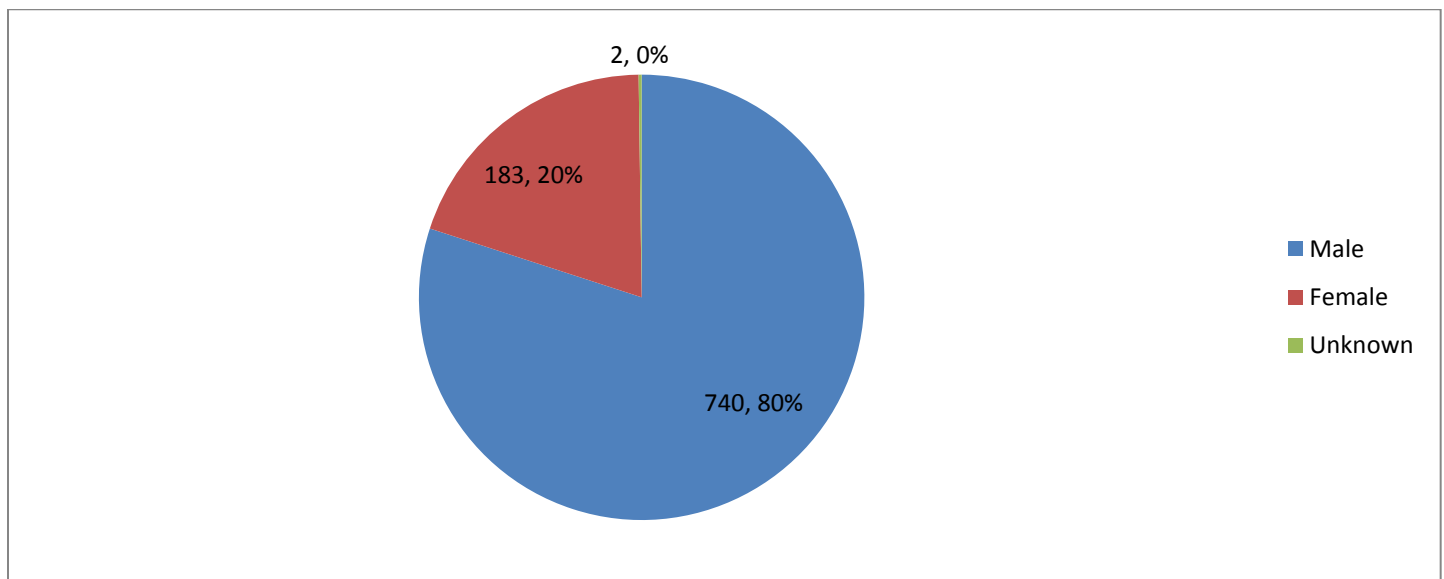
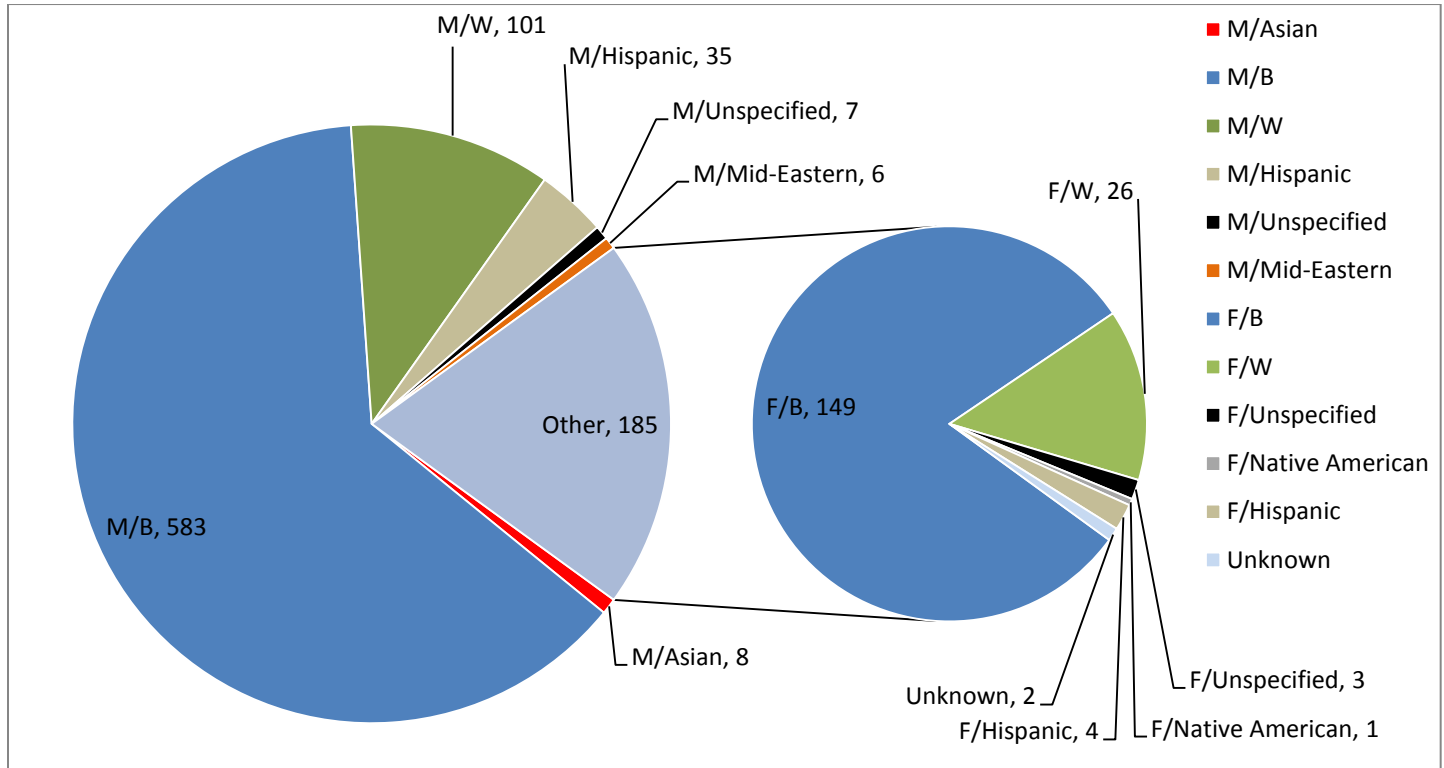
The following is intended to provide a comparison of the response to resistance incidents by Uniform Patrol Divisions.



2018 Less than Lethal Response to Resistance Demographic Data

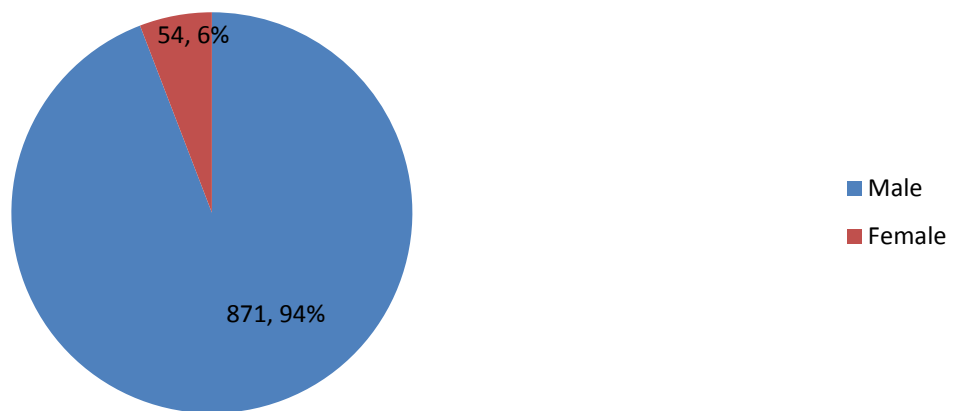
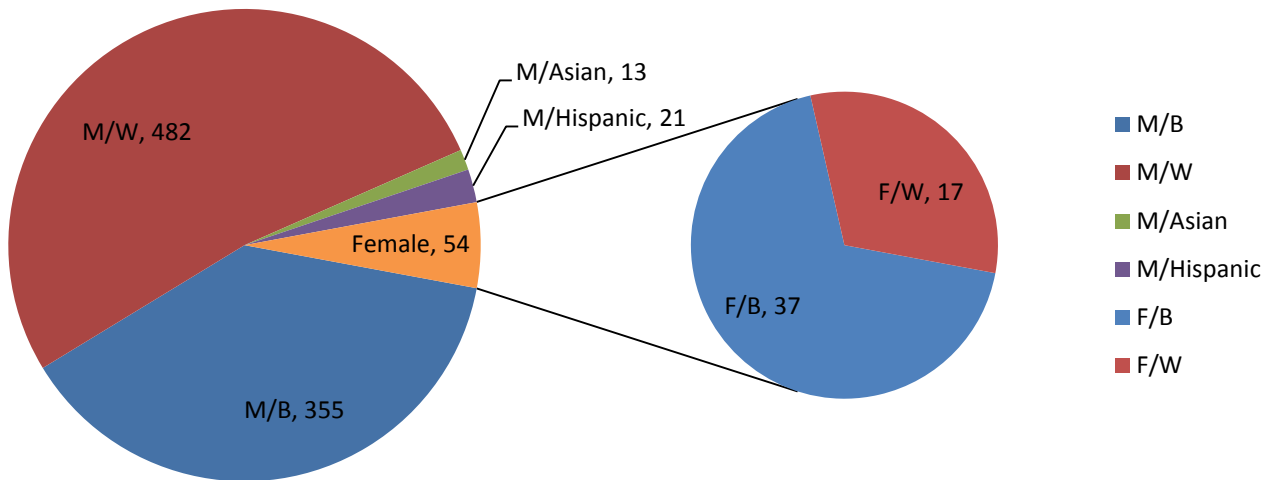
As of January 16, 2019, data reflects that employees responded to resistance 925 times. In 740 of those responses, suspects were male. In 183 of those responses, suspects were female. 2 suspects were of unknown sex.

2018 LTL Response to Resistance Suspect Race & Sex



2018 LTL Response to Resistance Employee Race and Sex

As of January 16, 2019, data reflects that employees responded to resistance 925 times. In 871 of the responses, employees were male. In 54 of the responses, employees were female.



Note: The above demographic data represents demographic breakdowns of suspects and employees in response to resistance incidents that were completed and submitted only as of January 16, 2019. It does not include data from incidents that are still in progress.

Glossary

Allegation	A claim or assertion that someone has done something wrong
Administratively Closed	A disposition used in rare cases when no other disposition applies and the investigation is complete
Disposition	The outcome of an investigation
Dropped	A disposition used the complainant requests that the investigation is discontinued and/or fails to cooperate with the ISB investigative process
Division	A segment or group of workstations
Firearm Discharge	An investigation involving the discharge of a firearm
Exonerated	A disposition used the allegation/incident occurred, but the employee's actions were lawful and proper
Held in Abeyance	A disposition used in an investigation where there are sustained charges and the principal employee resigns before the hearing is held
Impact Delivery System	A rifled launcher used to deliver a 37-40mm less lethal round
Internal Affairs	The unit in the Inspectional Services Bureau that investigates administrative policy violations that cannot be handled at the workstation
Justified	A disposition used when facts conclude that an officer was in compliance with the use of deadly force
Less than Lethal (LTL)	Force using non-lethal weapons intended to be less likely to kill a living target than conventional weapons such as firearms
Miscellaneous (MISC)	A report that does not fall into any other ISB complaint category and there is clearly no ISB investigative requirement and no policy violation

Not Justified	A disposition used facts conclude that an officer was not in compliance with the use of deadly force
No Policy Violation	A disposition used when there is clearly no policy violation
Not Sustained	A disposition when there is insufficient evidence to prove or disprove the allegation(s)
Pending	A case with no disposition because it is still active
Referred to ISB Office	A disposition where the complainant was referred to ISB for further investigation
Response to Resistance (RTR)	The act of overcoming resistance to an officer's command(s) in order to protect life or property or to take a person into custody
Security Squad	The unit in the Inspectional Services Bureau that investigates more serious administrative policy violations, which may be reviewed by the Shelby County Attorney General's Office that may or may not result in the case being presented to a Grand Jury.
Sustained	A disposition used when facts prove that the alleged violation(s) or discovered violations did occur, and those responsible can be identified
Telephone	Any complaint receive via telephone
Unfounded	A disposition used to when a comprehensive investigation clearly indicates that the allegation(s) or violation did not occur
Walk-in	A complaint by someone who came to ISB
Workstation	A Memphis Police Department worksite